



FreeTW
the Tele-Web-Viewer

Program screenshots

The “FreeTW” application

Using a PC for the movies, pictures and mp3 may be hard and painful, the commands are always different, sometimes the double click is ok, other times it is not applicable, you have to identify and use the right applications, you have to close windows that are popping up, give answers to obscure questions...

If the cars would like the PCs, with the commands autochanging, perhaps with the accelerator becoming a cloche, like onto airplanes, when you have to go uphill and the brake pedal swapping place with that of the friction command when you are driving downhill, a lot of trips would stop at the very beginning and in a wrong fashion.

FreeTW simplifies the management of the PC and guides the main programs with few commands, easy to be remembered and, when it is possible, always the same.



FreeTW has been developed to be used in the living room,
with the remote control and a dedicated computer.

The main channel index



The channels of the "Info" index

FreeTw

http://www.tg1.rai.it/dl/tg1/

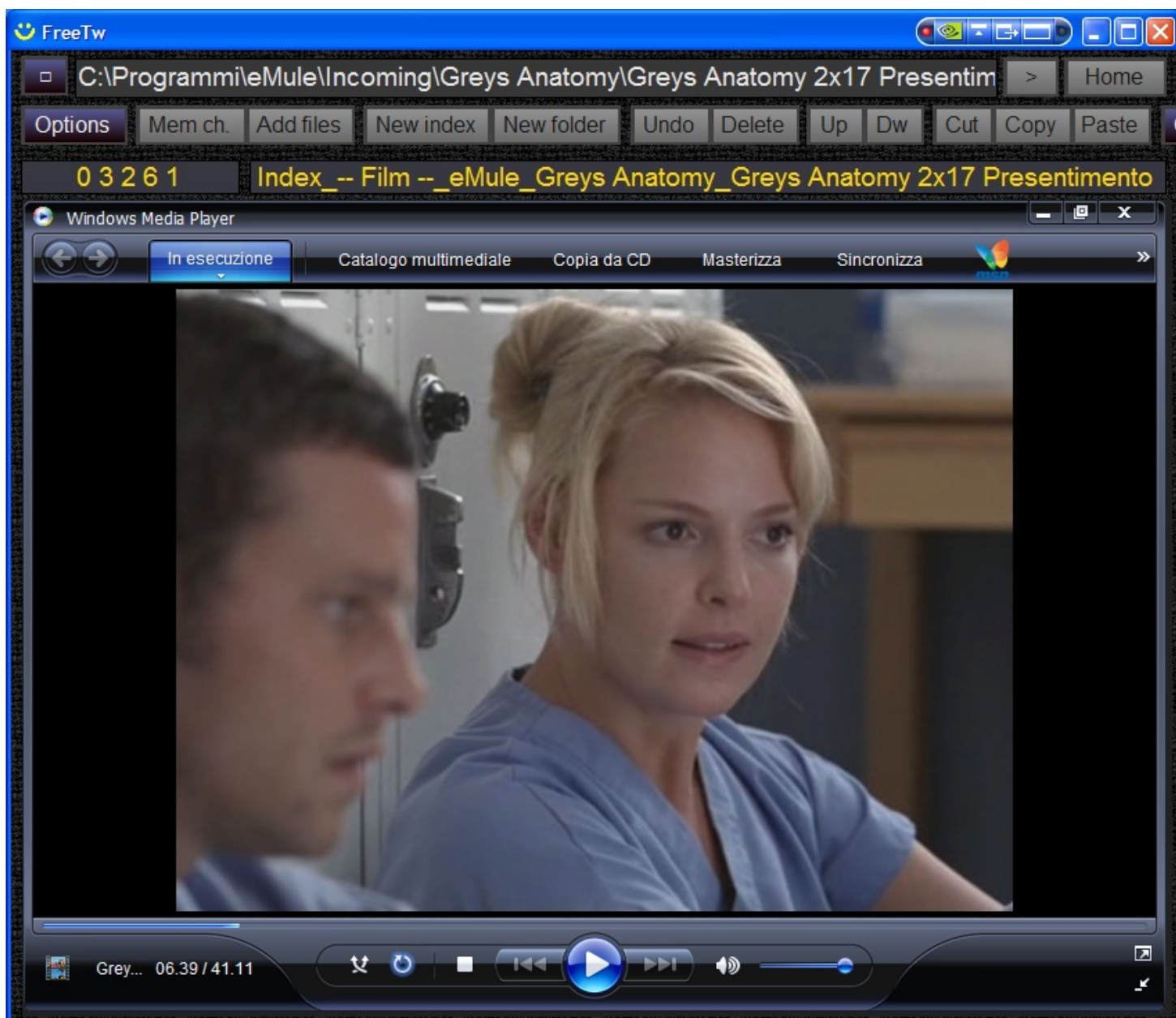
Modifica Chiudi Apri Sottofondo Cerca Indirizzi web Memorizza

0 5 Index_Info

1		rai	ultimo tg1
2		rai	ultimo tg2
3		rai	RAI NEWS 24
4		rai	RAI INTERNATIONAL - Mediacenter
5		epson	meteo italia
6		epson	meteo europa
7		sky	SkyTg24

Here the "News" channels are grouped together

FreeTW playing a movie with Windows Media Player

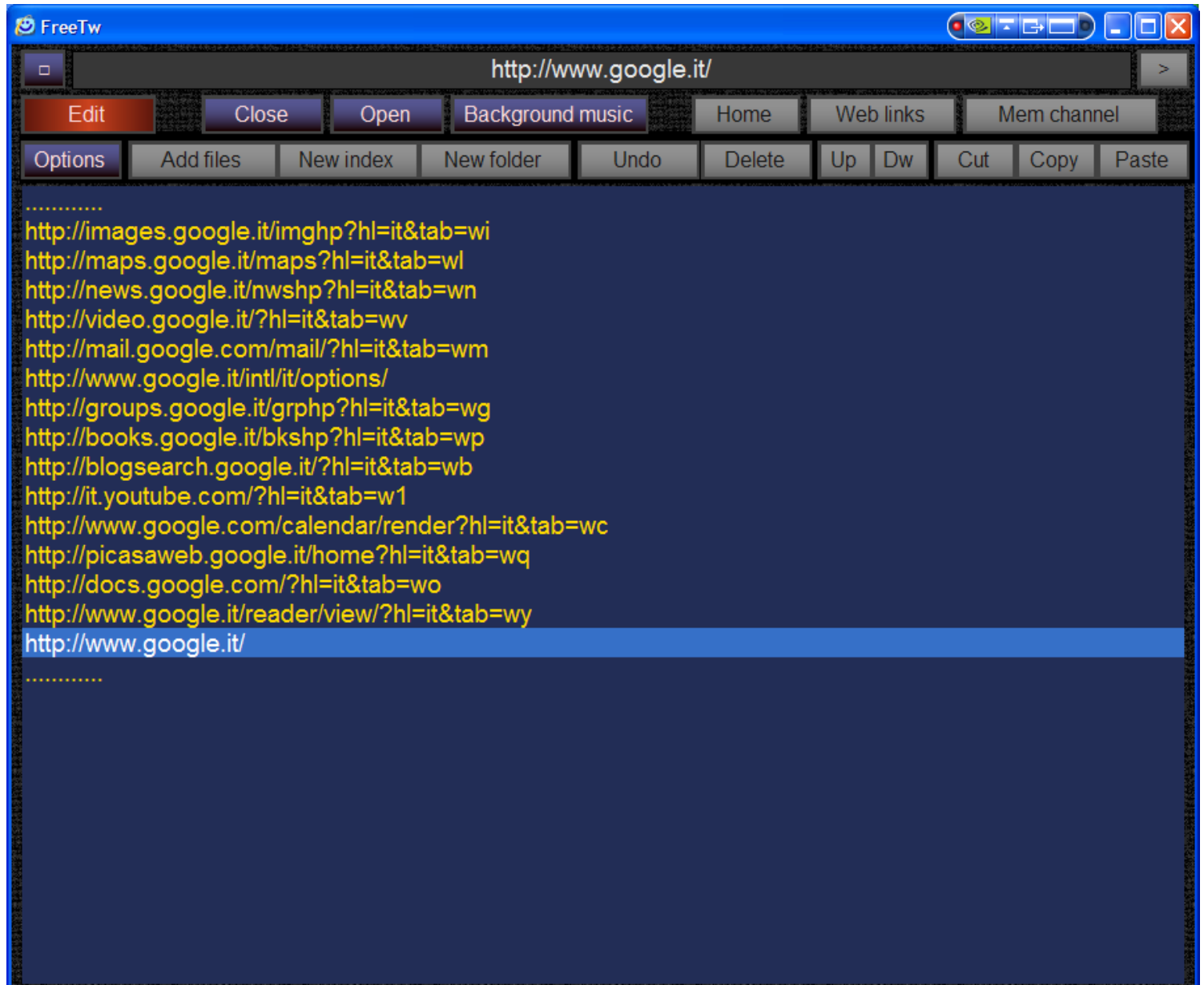


Usually the channels are watched “full screen” but here we show a channel “into a “window” to underline the possibility to have more controls onto the screen.

Browsing Internet with FreeTW



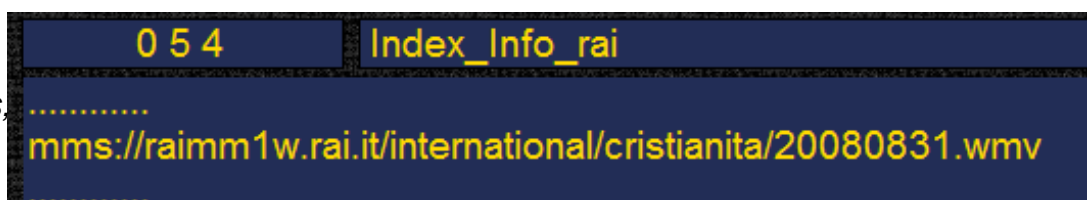
The window of the links extracted from a WEB page



these are the links extracted from the Google website homepage; there aren't any link to video streams.

The stream links are those of the WebTVs and of the WebRadios. You can recognize them because they start with "mms://" or terminate with ".asx" or with ".wmv" as you can see hereafter.

The stream links,



The “Options” panel

FreeTw - v0.6 - Opzioni

Lingua Italiano	Colori Blu scuro	Installazioni extra Apri le installazioni extra
Sequenza di immagini Tempo (sec) : 5 < > Numeri Cornice Nomi Dissolvenze  Proporzioni : 1 < > Crea anteprime	Parola chiave Indirizzo ricerche www.google.com Opzioni Ridimensiona righe Suoni apri/chiedi Suoni su/giu Cattura finestre Usa i tasti numerici Usa tasti "tipo T9" Strumenti Importa lista di canali Cancella anteprime	Input vocale Usa i comandi vocali Rispondi a voce Usa voce maschile Livello audio  Livello minimo  < > Regolazioni Pannello di controllo Proprieta' Microfono Impara parole Telecomandi OK

The Remote Control editor

FreeTw - Editor dei telecomandi

Tasto premuto

	Keycode	Scancode	Flags
1	26	48	1

Mostra anche il rilascio

Codice
UP

Flags
EXT

Codice disabilitazione
s48f1

Codice comando
|s48f1|

Telecomando in uso


Gray 36_keys

Codici disabilitati

Aggiungi
Elimina

kAAf11
kA8f11
kB4f11
kB3f11
kB1f11
kB2f11
kB0f11
s5Bf1
s49f1
s51f1
kADf11
s48f1
s50f1

Codici dei comandi usati

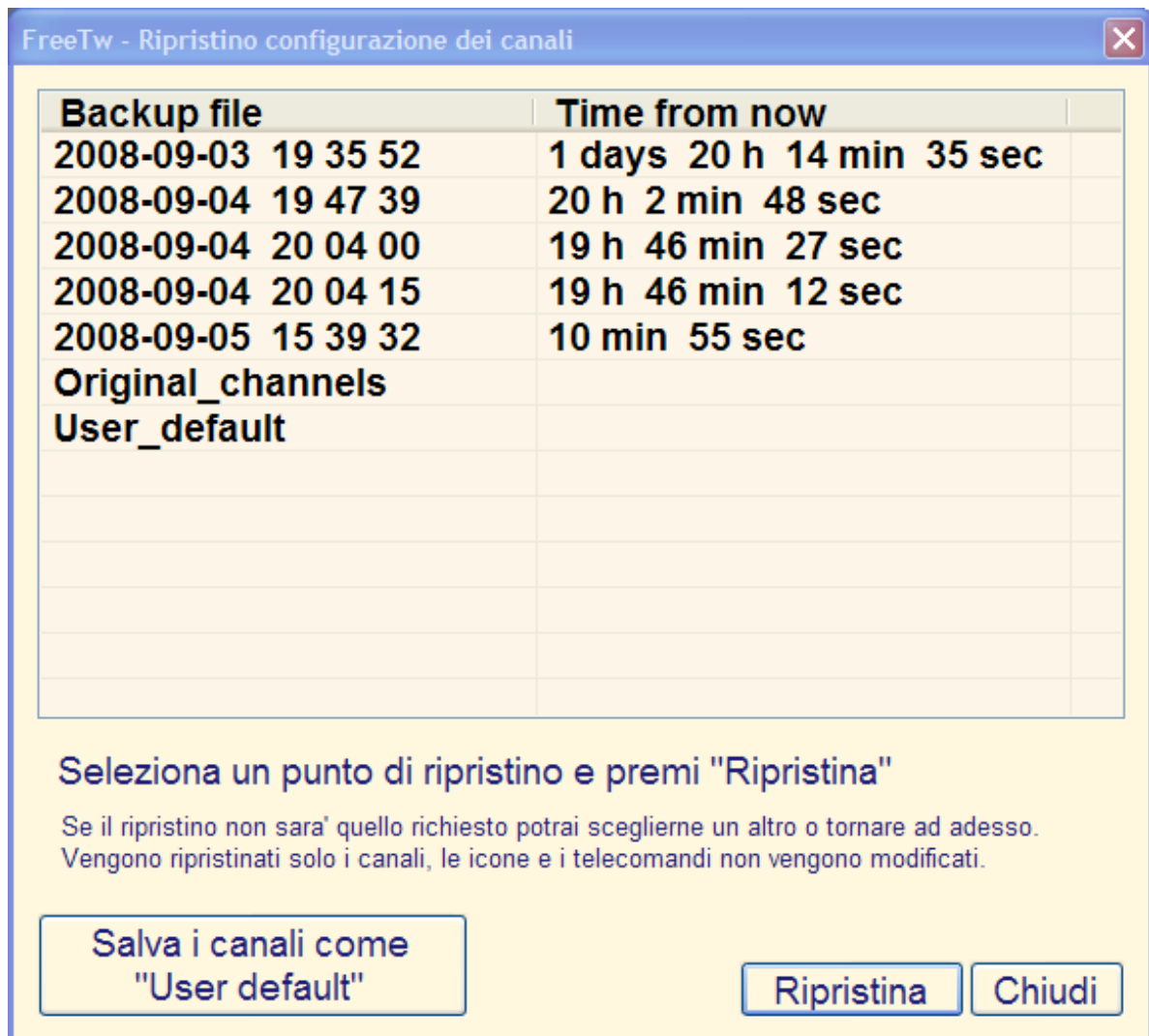
Assegna alla riga selezionata
Elimina

Up	s49f1 s48f1
Down	s51f1 s50f1
Open	s5Bf1s12f0 s52f0
Close	kB2f11 s53f0
PlayPause	kB3f11 s39f0
Left	kB1f11 s4Bf1
Right	kB0f11 s4Df1
Zoom+	kA7f11 s4Ef0
Zoom-	kA6f11 s4Af0
ViewMode	kABf11
FullScreen	s38f20s3Ef20
ToggleLens	kAAf11
MemChannel	kA8f11

Cambia telecomando
Salva telecomando modificato
OK

Using this panel you can modify the associations between the remote control buttons and the functions of FreeTW.

The "Restore" window



If you do some mistakes, the channels could be restored